

## CEC Housing RentCafe – Applicant & Resident Portal

1. Go to <https://cec-supportive-housing-rentcafewebsite.securecafe.com/onlineleasing/cec-supportive-housing/guestlogin.aspx>
2. Click on “Click here to register”

The screenshot shows the CEC Housing RentCafe website interface. At the top left is the CEC logo, and at the top right is the text "ONLINE LEASING". Below the header is a light blue bar with the phone number "(732) 637-5189". The main content area is titled "Login" and contains instructions for creating an account, including a note about email addresses and links for Gmail, Yahoo!, and Outlook. It also provides instructions for first-time visitors and returning visitors, and a password requirement note. Below this is a registration form with fields for "Email" and "Password", a "Forgot password? Click here to register" link, and a "Login" button. To the right of the form is a section titled "Register for a Fast, Easy Application" with a list of benefits and a "Register Now" button. An orange box highlights the registration form fields, and an orange arrow points from the "Click here to register" link to the "Register Now" button.

3. Click on “I have a registration code” button

The screenshot shows the "Create an Account" page. It features two buttons: "I have a registration code" and "I do NOT have a registration code". An orange arrow points to the "I have a registration code" button, which is also highlighted with an orange box.

4. Enter your registration code in the letter you received from CEC (Letter sample below)

The screenshot shows a web page titled "Applicant Portal". Below the title, there is a red instruction: "Please contact CEC if you don't know your registration code. Type in the registration code as shown on your registration letter." Below this is a text input field labeled "Enter Your Registration Code" with a cursor inside. At the bottom left of the form is a dark blue button labeled "Go".

The sample letter features the CEC logo at the top center and the date "12/14/2022" at the top right. A large orange rectangular area is redacted. The main text reads: "On December 2, 2022, we transitioned to a new property management software, RentCafe. This software will be used for Resident Portal access. The information you will have access to and what you will need to set up your portal is mentioned below." It then lists "Create your resident portal for easy access to:" with two columns of bullet points: "Update your personal contact information", "View account activity", "Submit and track maintenance requests", "Complete annual certifications", "Electronically sign and upload leasing documents", and "Communicate with management". It also lists "You will need:" with "Your email address (must match CEC office records)" and "Access to a computer or mobile device". Under "Set Up the Portal from your Computer", it provides the URL "https://cec-supportive-housing-rentcafewebsite.securecafe.com/residentservices/cec-supportive-housing/userlogin.aspx" and a registration code "16394-Tt0000010" which is highlighted with an orange box and an arrow. The letter concludes with contact information for Community Enterprises Corporation and a "Need help?" section with a contact email.

5. Once you've entered the registration code in step 4 and clicked on the Go button, you will be prompted to create an account (example below). Keep in mind that your Tax ID or Social Security Number and your email must match CEC's records.

If you receive an error message, please call our office at (732) 637-5189.

## Create an Account

Please contact the leasing office if you don't know your registration code.

Enter Your Registration Code

\* Denotes a required field



### Personal Details

First Name\*

Last Name\*

SSN#\*\*

Phone (Mobile)\*

### Account Information

Email Address\* (Your email address is your user name)

Confirm Email Address\*




Password\*

Confirm Password\*

This site is protected by reCAPTCHA and the Google [Privacy Policy](#) and [Terms of Service](#) apply.

## Don't have an account yet?

Create your account today, and Apply Online!

-  Submit your application
-  Check out the status of your application
-  Get ready to move in!

## Already have an account? Login Now!

To create your Community Enterprise Corporations account you must have a valid email address.

If you do not have a valid email address, you will need to create one.

Please click on the following links to access popular email providers:

[Gmail](#)  
[Yahoo!](#)  
[Outlook](#)

First Time Visitors: Follow the 'Click here to register' link below.

Returning Visitors: Login with your email and password.

Note: Passwords for RentCafe must be a minimum of 10 characters long and must contain all of the following: One lowercase letter, One uppercase letter, One number and One symbol

Email

Password

[Forgot password?](#)

\*\* Data in these fields will be validated against information available with Community Enterprises Corporation

